

# Transition Checklist for Facilities and Institutions



New design standards for medical device tubing connectors are now in place. Starting with enteral feeding and the new ENFit connector, application-specific standards will help ensure that connectors do not fit into ports other than the type for which they are intended, reducing the incidence of misconnections.

Every organization has a different process for implementing change, but all require a well-informed, properly prepared cross-functional team. Use the following STEPS as a discussion guide for your transition team.

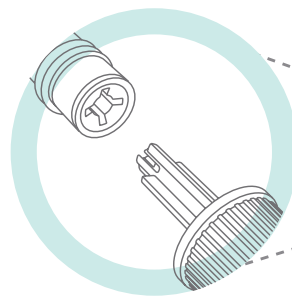
**Hospitals, long-term care facilities, and other institutions will need to have a strong understanding of the changes and be able to disseminate that information across multiple groups within the organization. This is not intended to be a complete list, but use the STEPS below to help your organization prepare for the impending changes:**

S	<b>Supplier communication</b>	<ul style="list-style-type: none"> <li>❑ Familiarize yourself with all the product changes that make up an enteral feeding system—including feeding sets, enteral-specific syringes, and feeding tubes—and their transition timeline</li> </ul>
T	<b>Training</b>	<ul style="list-style-type: none"> <li>❑ Make sure all departments are aware of and prepared for the transition by communicating with leadership, holding talks and seminars, distributing department-specific checklists, and leveraging other communication tools your organization utilizes</li> </ul>
E	<b>Education</b>	<ul style="list-style-type: none"> <li>❑ Understand that this change affects multiple functions within your organization                             <ul style="list-style-type: none"> <li>❑ <b>Chief Medical Officer</b> – Assess for changes needed in prescribing, tube placement, or documentation practices.</li> <li>❑ <b>Clinicians</b> – Nurses, physicians, clinical nutrition staff, and other clinicians in all patient care areas where feeding tubes are placed or utilized will need to know what products are affected, how the new connectors work, and when they will change</li> <li>❑ <b>Pharmacy</b> – Plan for storage of new products and changes to protocols and processes</li> <li>❑ <b>Supply Chain and Materials Management</b> – Understand transition timing and plan for storage space in central supply, nursing units, and on the floor</li> <li>❑ <b>IT/Informatics</b> – Determine a plan if physician order sets need to change</li> <li>❑ <b>Risk Management and Patient Safety Officers</b> – Understand impact of all the changes in order to help mitigate any problems</li> </ul> </li> </ul>
P	<b>Process</b>	<ul style="list-style-type: none"> <li>❑ Develop a multidisciplinary, institutional-wide team to help work through preparation, education, and implementation steps of this change that affects the entire enteral feeding system</li> </ul>
S	<b>Supply management</b>	<ul style="list-style-type: none"> <li>❑ Maintain adequate supply without excess inventory, returns, or unnecessary waste</li> </ul>

# ENFit Enteral System Connector Changes

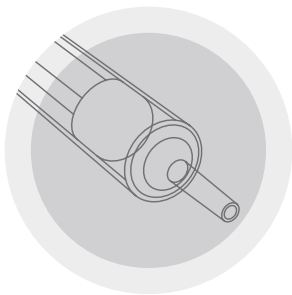
The new design standard impacts the entire enteral feeding system

NUTRITION END

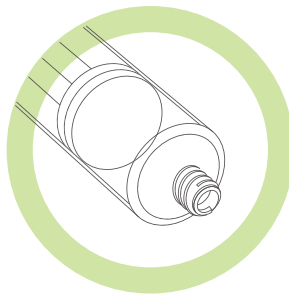


**CONNECTOR (FINAL)**  
[In place since 2012]

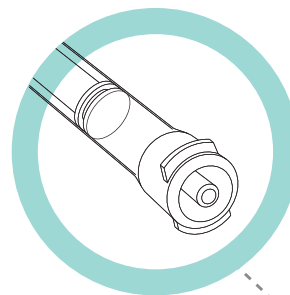
PATIENT-ACCESS END



**SYRINGE (CURRENT)**



OR

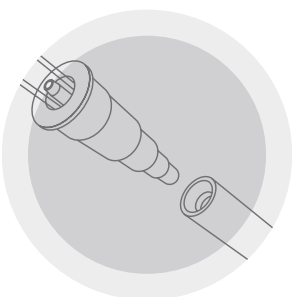


**SYRINGE (Standard Tip)**

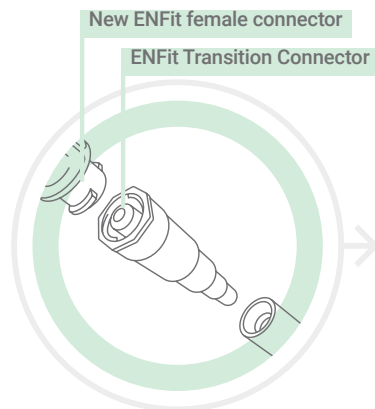
Syringes to administer medicine, flush, hydrate, or bolus feed through enteral tubes will now require a precise enteral-specific tip.

**SYRINGE (Low Dose Tip)**

To ensure small volume dosing accuracy, syringe sizes of 5mL or smaller may require an ENFit Low Dose Tip.

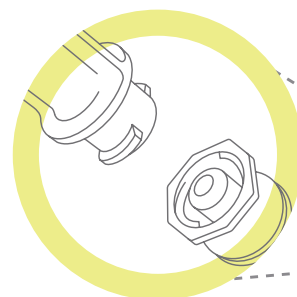


**FEEDING TUBE (CURRENT)**



**TRANSITION SET (TEMPORARY)**

Allows fitment to current feeding port until new ENFit enteral feeding tubes are available.



**FEEDING TUBE (FINAL)**

Changing from male—the stepped or Christmas tree connector—to the new ENFit female connector. The feeding tube port for the administration set will change from female to male.

**Note:** Speak to your supplier representatives for availability, timing and indications for use of ENFit administration sets, syringes and feeding tubes.



For more information and to sign up for email updates, visit [StayConnected.org](http://StayConnected.org).